



Projector Range Guide 2012



ENTRY



Epson EB-W12

Ready for action in the office, at home or on the go, Epson's range of business projectors offer vibrant, true-to-life colour for stunning presentations and exciting entertainment. Get instant setup with 3 in 1 USB Plug 'n Play and innovative image alignment features.

MODEL:	EB-S12*	EB-X11	EB-W12
Resolution	SVGA	XGA	WXGA
Lumens Light Output (Colour/Light)	2,800/2,800	2,600/2,600	2,800/2,800
USB Plug 'n Play	✓	✓	✓
PC Free Presentation	✓	✓	✓
Keystone Correction	Vertical: ±30° Horizontal: ±30°	Vertical: ±30° Horizontal: ±30°	Vertical: ±30° Horizontal: ±30°
RS232 Control	-	✓	-
Monitor Out / Audio Out	-	✓	-
HDMI Connectivity	-	-	✓
Weight	2.3 kg	2.3 kg	2.3 kg
Replacement Lamp RRP (\$AU/\$NZ)	\$149 / \$229	\$149 / \$229	\$149 / \$229



USB Plug 'n Play

Epson's advanced 3 in 1 USB connectivity enables instant Plug 'n Play setup for Video, Audio and Control. Forget about complicated computer key sequences and non-intuitive controls. Instead, just plug in a standard USB cable and let your presentation impress the audience.



MODEL:	EB-X14	EB-X15
Resolution	XGA	XGA
Lumens Light Output (Colour/Light)	3,000/3,000	3,000/3,000
USB Plug 'n Play	✓	✓
PC Free Presentation	✓	-
Keystone Correction	Vertical: ±30° Horizontal: ±30°	Vertical: ±30° Horizontal: ±30°
VGA Input	1	2
RS232 Control	-	✓
Audio Out	-	✓
HDMI Connectivity	✓	✓
Weight	2.3 kg	2.3 kg
Replacement Lamp RRP (\$AU/\$NZ)	\$149 / \$229	\$149 / \$229

*NOT AVAILABLE IN NEW ZEALAND

MOBILE



Epson EB-1751

Epson's range of Ultra-Bright, Ultra-Light weight projectors are the perfect companion for business people on the go. Weighing in at only 1.7kg, and boasting a broad range of user friendly functionality including automatic setup with V + H keystone correction, and small enough to fit in one bag along with your notebook PC.

MODEL:	EB-1751	EB-1761W	EB-1771W*	EB-1776W
Resolution	XGA	WXGA	WXGA	WXGA
Lumens Light Output (Colour/Light)	2,600/2,600	2,600/2,600	3,000/3,000	3,000/3,000
USB Plug 'n Play	✓	✓	✓	✓
PC Free Presentation	✓	✓	✓	✓
Keystone Correction	Vertical: ±45° Horizontal: ±30°	Vertical: ±45° Horizontal: ±30°	Vertical: ±45° Horizontal: ±30°	Vertical: ±45° Horizontal: ±30°
Auto Screen Fit and Focus	-	-	-	✓
Wireless	-	✓	OPTIONAL	✓
Network	-	Monitor/Control/ Presentation (via wireless)	Monitor/Control/ Presentation (via wireless)	Monitor/Control/ Presentation (via wireless)
HDMI Connectivity	✓	✓	✓	✓
Weight	1.7 kg	1.7 kg	1.7 kg	1.7 kg
iProjection (via optional wireless)	-	✓#	✓	✓#
Warranty	3 yrs	3 yrs	3 yrs	3 yrs
Replacement Lamp RRP (\$AU/\$NZ)	\$119 / \$179	\$119 / \$179	\$119 / \$179	\$119 / \$179

#WIRELESS INCLUDED IN THE BOX

iProjection

Display content from your iPhone®, iPad®, or iPod touch® with the EPSON iProjection app. This new application allows road warriors to travel light and present from their mobile devices. For teachers, walking around the class and sharing content larger than life is a snap. The EPSON iProjection app will enable you to have the wireless freedom you've come to expect from your mobile device. The app is easy to use and navigate with intuitive menu options that help bring your iOS content to the big screen.



- 1 Connect your iOS device to the network your projector is on



- 2 Launch the EPSON iProjection App and select the connected projector you wish to use



- 3 Select the file you wish to project (document, photo, etc.) and you're ready to go

*NOT AVAILABLE IN NEW ZEALAND

MID RANGE



Epson EB-1965

Powerful and easy to use, this range of projectors offers low cost of ownership, and ease of maintenance. Beautiful crisp, clear images make Epson's Mid Range projectors the ideal choice for use in a wide variety of Corporate and Education environments.

MODEL:	EB-905	EB-915W	EB-925
Resolution	XGA	WXGA	XGA
Lumens Light Output (Colour/Light)	3,000/3,000	3,200/3,200	3,500/3,500
USB Plug 'n Play	✓	✓	✓
PC Free Presentation	✓	✓	✓
Keystone Correction	Vertical: ±30° Horizontal: ±30°	Vertical: ±30° Horizontal: ±30°	Vertical: ±30° Horizontal: ±30°
Zoom	1.6x Digital	1.6x Digital	1.6x Digital
Speaker	16W	16W	16W
Wireless	OPTIONAL	OPTIONAL	OPTIONAL
Network	Monitor/Control/Presentation	Monitor/Control/Presentation	Monitor/Control/Presentation
HDMI Connectivity	✓	✓	✓
iProjection (via optional wireless)	✓	✓	✓
Replacement Lamp RRP (\$AU/\$NZ)	\$179 / \$269	\$179 / \$269	\$179 / \$269

MODEL:	EB-1850W	EB-1860	EB-1880
Resolution	WXGA	XGA	XGA
Lumens Light Output (Colour/Light)	3,700/3,700	4,000/4,000	4,000/4,000
USB Plug 'n Play	✓	✓	✓
PC Free Presentation	✓	-	✓
Keystone Correction	Vertical: ±30° Horizontal: ±30°	Vertical: ±30° Horizontal: ±30°	Vertical: ±30° Horizontal: ±30°
Zoom	1.6x Optical	1.6x Optical	1.6x Optical
Speaker	10W	10W	10W
Wireless	-	-	-
Network	-	-	Monitor/Control/Presentation
HDMI Connectivity	✓	-	✓
iProjection (via optional wireless)	-	-	✓*

*REQUIRES WIRELESS ROUTER

MODEL:	EB-1940W	EB-1945W	EB-1950
Resolution	WXGA	WXGA	XGA
Lumens Light Output (Colour/Light)	4,200/4,200	4200/4200	4,500/4,500
USB Plug 'n Play	✓	✓	✓
PC Free Presentation	✓	✓	✓
Keystone Correction	Vertical: ±30° Horizontal: ±30°	Vertical: ±30° Horizontal: ±30°	Vertical: ±30° Horizontal: ±30°
Screen Fit and Focus Help	-	✓	-
Zoom	1.6x Optical	1.6x Optical	1.6x Optical
Speaker	10W	10W	10W
Wireless	-	✓	-
Network	Monitor/Control/Presentation	Monitor/Control/Presentation	Monitor/Control/Presentation
HDMI Connectivity	✓	✓	✓
iProjection	✓*	✓	✓*



MODEL:	EB-1955	EB-1960	EB-1965
Resolution	XGA	XGA	XGA
Lumens Light Output (Colour/Light)	4,500/4,500	5,000/5,000	5,000/5,000
USB Plug 'n Play	✓	✓	✓
PC Free Presentation	✓	✓	✓
Keystone Correction	Vertical: ±30° Horizontal: ±30°	Vertical: ±30° Horizontal: ±30°	Vertical: ±30° Horizontal: ±30°
Screen Fit and Focus Help	✓	-	✓
Zoom	1.6x Optical	1.6x Optical	1.6x Optical
Speaker	10W	10W	10W
Wireless	✓	-	✓
Network	Monitor/Control/Presentation	Monitor/Control/Presentation	Monitor/Control/Presentation
HDMI Connectivity	✓	✓	✓
iProjection	✓	✓*	✓

*REQUIRES WIRELESS ROUTER

SHORT THROW AND ULTRA SHORT THROW



Epson EB-430


With an Epson Short Throw or Ultra Short Throw projector, presenters are able to deliver rich multimedia content without the distraction of glare in their eyes, or shadows on the board disrupting the vision of their audience. Make the most of your available space with Epson's range of innovative projectors.

MODEL:	EB-420	EB-425W	EB-430	EB-435W
Resolution	XGA	WXGA	XGA	WXGA
Lumens Light Output (Colour/Light)	2,500/2,500	2,500/2,500	3,000/3,000	3,000/3,000
Projection Type	Short Throw	Short Throw	Short Throw	Short Throw
Throw Distance for 78" Image	87cm	92cm	87cm	92cm
Integrated Mount Included	-	-	-	-
USB Plug 'n Play	✓	✓	✓	✓
Keystone Correction	Vertical: ±15° Horizontal: ±15°	Vertical: ±15° Horizontal: ±15°	Vertical: ±15° Horizontal: ±15°	Vertical: ±15° Horizontal: ±15°
Zoom	1.35x Optical	1.35x Optical	1.35x Optical	1.35x Optical
Speaker	16W	16W	16W	16W
Wireless	OPTIONAL	OPTIONAL	OPTIONAL	OPTIONAL
Network	Monitor/Control/ Presentation	Monitor/Control/ Presentation	Monitor/Control/ Presentation	Monitor/Control/ Presentation
HDMI Connectivity	✓	✓	✓	✓
Interactive	OPTIONAL	OPTIONAL	OPTIONAL	OPTIONAL
iProjection (via optional wireless)	✓	✓	✓	✓
Replacement Lamp RRP (\$AU/\$NZ)	\$179 / \$269	\$179 / \$269	\$179 / \$269	\$179 / \$269

MODEL:	EB-470	EB-475W/e*	EB-480/e	EB-485W/e*
Resolution	XGA	WXGA	XGA	WXGA
Lumens Light Output (Colour/Light)	2,600/2,600	2,600/2,600	3,000/3,000	3,100/3,100
Projection Type	Ultra Short Throw	Ultra Short Throw	Ultra Short Throw	Ultra Short Throw
Throw Distance for 78" Image	20.9cm	23.8cm	20.9cm	23.8cm
Integrated Mount Included	✓	✓	✓	✓
USB Plug 'n Play	✓	✓	✓	✓
Keystone Correction	Vertical: ±5° Horizontal: ±5°	Vertical: ±5° Horizontal: ±5°	Vertical: ±5° Horizontal: ±5°	Vertical: ±5° Horizontal: ±5°
Zoom	1.35x Optical	1.35x Optical	1.35x Optical	1.35x Optical
Speaker	16W	16W	16W	16W
Wireless	OPTIONAL	OPTIONAL	OPTIONAL	OPTIONAL
Network	Monitor/Control/ Presentation	Monitor/Control/ Presentation	Monitor/Control/ Presentation	Monitor/Control/ Presentation
HDMI Connectivity	✓	✓	✓	✓
Available in Education Model	-	✓	✓	✓
iProjection (via optional wireless)	✓	✓	✓	✓
Replacement Lamp RRP (\$AU/\$NZ)	\$79 / \$129	\$79 / \$129	\$79 / \$129	\$79 / \$129

*EB-475We AND EB-485We NOT AVAILABLE IN NEW ZEALAND

INTERACTIVE



Epson EB-475Wi

As the best-selling projector manufacturer in the world, Epson has a solution for every scenario. Built with image quality and reliability in mind, Epson's interactive projectors enhance communication, inspire collaboration and offer a low total cost of ownership.

MODEL:	EB-475Wi	EB-475Wie	EB-485Wi
Resolution	WXGA	WXGA	WXGA
Lumens Light Output (Colour/Light)	2,600/2,600	2,600/2,600	3,100/3,100
Projection Type	Ultra Short Throw	Ultra Short Throw	Ultra Short Throw
Throw Distance for 78" Image	23.8cm	23.8cm	23.8cm
Integrated Mount Included	✓	✓	✓
PC Free Annotation	✓	✓	✓
Simultaneous Multi User	✓	✓	✓
PC Free Presentation	✓	✓	✓
Keystone Correction	Vertical: ±5° Horizontal: ±5°	Vertical: ±5° Horizontal: ±5°	Vertical: ±5° Horizontal: ±5°
Zoom	1.35x Optical	1.35x Optical	1.35x Optical
Speaker	16W	16W	16W
Wireless	OPTIONAL	OPTIONAL	OPTIONAL
Network	Monitor/Control/Presentation	Monitor/Control/Presentation	Monitor/Control/Presentation
HDMI Connectivity	✓	✓	✓
iProjection (via optional wireless)	✓	✓	✓
Warranty	3yrs	5yrs	3yrs
Replacement Lamp RRP (\$AU/\$NZ)	\$79 / \$129	\$79 / \$129	\$79 / \$129

Education Models

The Epson range of Ultra Short Throw projectors are available in an Education specific configuration; denoted by an "e" on the end of the name. Visit www.epson.com.au or www.epson.co.nz for more information.



Start Lessons Instantly with Instant Annotation

Why wait for a PC to start up before you start your lesson? The EB-475Wi and EB-485Wi both share a unique feature whereby you simply turn on the projector, grab your interactive pen, and start writing!



Twice the Engagement

With not one, but two interactive pens included with both the EB-475Wi and EB-485Wi, your journey to class engagement is only as far away as your imagination. Both interactive pens function independently of each other, and simultaneously!



LARGE VENUE



Epson EB-G5800

The flexibility and features to overcome virtually any installation challenge. Epson's Large Venue projectors are engineered for exceptional performance, reliability and ease of installation.

MODEL:	EB-G5450WU	EB-G5600NL†	EB-G5650WNL†
Resolution	WUXGA	XGA	WXGA
Lumens Light Output (Colour/Light)	4,000/4,000	4,500/4,500	4,500/4,500
Keystone Correction	Vertical: ±30° Horizontal: ±20°	Vertical: ±40° Horizontal: ±20°	Vertical: ±40° Horizontal: ±20°
Lens Shift	Vertical: ±58° Horizontal: ±9°	Vertical: ±50° Horizontal: ±10°	Vertical: ±60° Horizontal: ±10°
Projection Multi PC	✓	-	✓
Zoom (LS05 Lens)	1.8x Optical	1.8x Optical	1.8x Optical
Wireless	OPTIONAL	-	OPTIONAL
Network	Monitor/Control/Presentation	Monitor/Control	Monitor/Control/Presentation
HDMI Connectivity	✓	✓	✓
Crestron RoomView/ AMX Device Discovery	✓	AMX ONLY	✓
Lens Options	6	6	6
iProjection (via optional wireless)	✓	-	✓

MODEL:	EB-G5750WUNL†	EB-G5800	EB-G5950NL†
Resolution	WUXGA	XGA	XGA
Lumens Light Output (Colour/Light)	4,500/4,500	5,200/5,200	5,200/5,200
Keystone Correction	Vertical: ±30° Horizontal: ±20°	Vertical: ±40° Horizontal: ±20°	Vertical: ±40° Horizontal: ±20°
Lens Shift	Vertical: ±58° Horizontal: ±9°	Vertical: ±50° Horizontal: ±10°	Vertical: ±50° Horizontal: ±10°
Projection Multi PC	✓	-	✓
Zoom (LS05 Lens)	1.8x Optical	1.8x Optical	1.8x Optical
Wireless	OPTIONAL	-	OPTIONAL
Network	Monitor/Control/Presentation	Monitor/Control	Monitor/Control/Presentation
HDMI Connectivity	✓	-	✓
Crestron RoomView/ AMX Device Discovery	✓	AMX ONLY	✓
Lens Options	6	6	6
iProjection (via optional wireless)	✓	-	✓

† NL = NO LENS. PROJECTOR LENS NEEDS TO BE PURCHASED SEPARATELY

Epson EB-Z8000WU



Epson EB-Z8355W



MODEL:	EB-Z8000WU	EB-Z8050W
Resolution	WUXGA	WXGA
Lumens Light Output (Colour/Light)	6,000/6,000	7,000/7,000
Keystone Correction	Vertical: $\pm 30^\circ$ Horizontal: $\pm 20^\circ$	Vertical: $\pm 30^\circ$ Horizontal: $\pm 20^\circ$
Lens Shift	Vertical: $\pm 70^\circ$ Horizontal: $\pm 20^\circ$	Vertical: $\pm 70^\circ$ Horizontal: $\pm 20^\circ$
Operating Angle	0°, 90° or 180°	0°, 90° or 180°
Projection Multi PC	-	-
Zoom (LS04 Lens)	1.6x Optical	1.6x Optical
Wireless	-	OPTIONAL
Network	Monitor and Control	Monitor and Control
HDMI Connectivity	✓	✓
Crestron RoomView / AMX Device Discovery	AMX ONLY	AMX ONLY
Lens Options	6	6
iProjection (via optional wireless)	-	✓
Warranty	4yrs	4yrs

3LCD

When it comes to projector technology, image quality is the hallmark of excellence. When powerful images are a must, so is an Epson 3LCD projector. Projectors that use 3LCD technology are easy on the eyes because they reproduce beautiful images and bright, natural colours with smooth motion and no colour break-up.



MODEL:	EB-Z8150	EB-Z8350W/ EB-Z8355W	EB-Z8450WU/ EB-Z8455WU	EB-Z10000/ EB-Z10005
Resolution	XGA	WXGA	WUXGA	XGA
Lumens Light Output (Colour/Light)	8,000/8,000	8,500/8,500	7,000/7,000	10,000/10,000
Keystone Correction	Vertical: $\pm 30^\circ$ Horizontal: $\pm 20^\circ$	Vertical: $\pm 30^\circ$ Horizontal: $\pm 20^\circ$	Vertical: $\pm 30^\circ$ Horizontal: $\pm 20^\circ$	Vertical: $\pm 30^\circ$ Horizontal: $\pm 20^\circ$
Lens Shift	Vertical: $\pm 56^\circ$ Horizontal: $\pm 6^\circ$	Vertical: $\pm 70^\circ$ Horizontal: $\pm 20^\circ$	Vertical: $\pm 70^\circ$ Horizontal: $\pm 20^\circ$	Vertical: $\pm 56^\circ$ Horizontal: $\pm 6^\circ$
Operating Angle	360°	360°	360°	360°
Projection Multi PC	✓	✓	✓	✓
Zoom (LS04 Lens)	1.6x Optical	1.6x Optical	1.6x Optical	1.6x Optical
Wireless	OPTIONAL	OPTIONAL	OPTIONAL	OPTIONAL
Network	Monitor/Control/ Presentation	Monitor/Control/ Presentation	Monitor/Control/ Presentation	Monitor/Control/ Presentation
HDMI Connectivity	2	2	2	2
SDI Connectivity	-	-	✓	-
Frame Interpolation	-	-	✓	-
Edge Blending	✓	✓	✓	✓
Crestron RoomView / AMX Device Discovery	✓	✓	✓	✓
Lens Options	6	6	6	6
iProjection (via optional wireless)	✓	✓	✓	✓
Warranty	4yrs	4yrs	4yrs	4yrs

HOME THEATRE



Epson EH-TW9000W

Experience rich cinematic adventures at home with Epson home cinema projectors. Whether you enjoy movies, games, or sporting events, every image is sure to pop off the screen with state-of-the-art, innovative projector features.

WirelessHD

Eliminate cable clutter and simplify installations! WirelessHD enables the transfer of HDMI digital signals without compression or deterioration. You can now wirelessly stream Full HD and 3D content directly to your Epson Projector, giving you high quality images every time.



MODEL:	MG-850HD
Resolution	WXGA
Lumens Light Output (Colour/Light)	2,800/2,800
Contrast Ratio	3,000:1
iPod, iPad, iPhone Dock	✓
USB Plug 'n Play	✓
PC Free Presentation	✓
Keystone Correction	Vertical: ±30° Horizontal: ±30°
Built in Speakers	2 x 10W
HDMI Connectivity	✓

MODEL:	EH-TW5900	EH-TW6000*	EH-TW6000W
Resolution	1080p	1080p	1080p
Lumens Light Output (Colour/Light)	2,000/2,000	2,200/2,200	2,200/2,200
Contrast Ratio	20,000:1	40,000:1	40,000:1
3D Capable	✓	✓	✓
3D Glasses	-	Includes 2 Pairs	Includes 2 Pairs
Keystone Correction	Vertical: ±30° Horizontal: ±30°	Vertical: ±30° Horizontal: ±30°	Vertical: ±30° Horizontal: ±30°
Split Screen	✓	✓	✓
Built in Speakers	2 x 10W	2 x 10W	2 x 10W
HDMI Connectivity	2	2	2
WirelessHD	-	-	✓

MODEL:	EH-TW8000	EH-TW9000W*
Resolution	1080p	1080p
Lumens Light Output (Colour/Light)	2,400/2,400	2,400/2,400
Contrast Ratio	200,000:1	200,000:1
3D Capable	✓	✓
3D Glasses	Includes 2 Pairs	Includes 2 Pairs
Keystone Correction	Vertical: ±30°	Vertical: ±30°
Lens Shift	Vertical: ±96.3% Horizontal: ±47.1%	Vertical: ±96.3% Horizontal: ±47.1%
Split Screen	✓	✓
HDMI Connectivity	2	2
THX3D and ISF Certification	-	✓
WirelessHD	-	✓
Warranty	2yrs	3yrs (inc lamp)

*NOT AVAILABLE IN NEW ZEALAND

PERIPHERALS

Lamps, mounts, document cameras, screens and more, Epson has a solution.

ELP-DC06



The Epson DC-06 is a flexible, compact and portable document camera with USB connectivity to an Epson projector, PC or Mac. Powered via USB for ease and simplicity.

ELP-DC11



The Epson DC-11 is a high performance document camera featuring amazing image quality with a 5MP sensor and SXGA resolution and advanced connectivity. A versatile teaching tool, that is a must have for every modern classroom.

ELP-IU01



Affordable interactivity – The ELP-IU01 provides interactivity to both new and existing projector infrastructure.

ELP-IU03



Simply add the ELP-IU03 to your EB-400 series projector and you can make virtually any wall a fully interactive workspace.

ELP-CB01



The simple solution to cable management and projector control. With the ELP-CB01, users can access a broad range of connectivity options including HDMI, extend USB cable length and control audio and projector functionality.

ELP-SP02



Enhance the learning experience in your classroom with the crystal clear audio delivered by the ELP-SP02 2 x 15W Active speaker set from Epson. A perfect match to your Epson projector.

ELP-MB22




Epson flush ceiling mount to suit: G Series and 1080p Home Cinema projectors.

ELP-MB23




Epson flush ceiling mount to suit: All Epson projectors excluding G Series, Z Series and 1080p Home Cinema projectors. (EB-1700 Series requires the PT01 adaptor plate sold separately).

ELP-MB27



The Epson ELP-MB27 Short Throw Wall Mount is designed for seamless integration with your Epson Short Throw Projector.

ELP-MB25/26



Epson flush (MB25) ceiling mount / telescopic (MB26) ceiling mount to suit Z Series projectors.

ELP-MB29



Versatile tabletop mount for the EB-475wi and EB-485wi. Transform a regular tabletop surface into a fully interactive teaching centre.

ELP-MB30



The ELP-MB30 is a low clearance mount suitable for Epson's 1080p Home Cinema range and G series projectors.

ELP-FP13/14



Epson extension pole to suit ELP-MB22, ELP-MB23. Extension range 668 - 918mm (FP13) / 918 - 1,168mm (FP14).

3D Glasses



Epson's Active Shutter 3D glasses are battery operated and designed to be one size fits all.

ELP-SC21B



Epson 80" portable tripod screen. Aspect ratio: 16:9.

ELP-SC26



Epson Multi-Aspect screen. Converts to 4:3, 16:9 or 16:10 in seconds.

ELP-SC32



Epson 50" Desktop screen. This ultra compact, ultra portable screen is ideal for business people on the go. The perfect partner to the Epson EB-1700 series.

Epson is the registered trademark of Seiko Epson Corporation. All other names and company names used herein are for identification purpose only and may be the trademarks or registered trademarks of their respective owners. Epson disclaims any and all rights in those marks. All print samples shown herein are simulations. Specifications are subject to change without notice.

EPSON AUSTRALIA

3 Talavera Road
North Ryde NSW 2113
Tel: (02) 8899 3666
www.epson.com.au

EPSON NEW ZEALAND

Level 2, 7-9 Fanshawe Street
Auckland, 1010
Tel: (09) 366 6855
www.epson.co.nz

ABN 91 002 625 783

04/12

EPSON
EXCEED YOUR VISION