



EB-475Wi and 485Wi ULTRA-SHORT-THROW INTERACTIVE PROJECTORS



EB-485Wi shown

Interactivity with a new level of freedom.

Make almost any wall — or even tabletop — interactive with the sleek and powerful EB-475Wi, 485Wi projectors. These high-performance, network-ready projectors and interactive pens integrate interactive functionality into one machine without the constraints or expense of an interactive whiteboard. Annotate from any source¹ — directly on projected images sent over the network or on content from DVD/Blu-ray[®] players and document cameras — without the use of a computer. Plus, with dual pen support, two users can write simultaneously, making it easier than ever to actively engage your students in the curriculum. And, setup is easy with auto calibration and no PC driver to install². Add versatile wall or table mounting options, HDMI connectivity, a built-in 16 W speaker and convenient microphone jack, and these fully loaded projectors open the world to interactivity.

Built-in interactivity — powerful projector + pen combination provides a complete interactive solution without the need for expensive electronic whiteboards

Dual pen support — allows two users to annotate simultaneously, anywhere on the surface on which the image is projected

Instantly annotate — with annotation built into the projector write on projected images from an iPad[®]/iPod,[®] document camera, Blu-ray player; any source you can connect directly to the projectors port plus write directly on ordinary white boards, without ever connecting to a computer³

Ultra flexible interactivity — WXGA images from 60" up to 100" D (475Wi/485Wi)



The best-selling projectors in the world

Epson understands education and has a solution no matter what your teaching scenario. Built with image quality and reliability in mind, EPSON® projectors enhance communication and inspire collaboration, while offering a low cost of ownership. From long-throw projectors designed for traditional educational settings to ultra-short-throw and all-in-one solutions built for progressive classrooms, Epson has the model made for you.



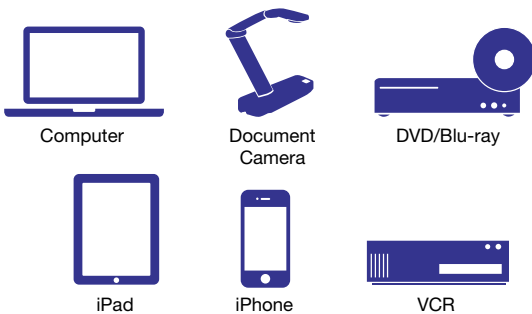
Interactivity built for two – dual pens

Now two users can work simultaneously, or independently, with dual pen support and Epson's Easy Interactive Tools (EIT2) Software. Students can work together seamlessly to share ideas and information.



Instantly annotate – switch sources and keep writing

Increase the value and utilization of your multimedia devices. Use built-in annotation tools, or connect via a wired or wireless⁴ LAN to unlock powerful new features. Annotate over the network, from an iPad/iPhone/iPod touch,³ DVD/Blu-ray player or document camera. You can even annotate without any device at all; use the built-in tools PC-free. Teachers are free to connect existing resources already in their environment, while inviting students up to engage directly with the content.



iWall or iTable – you decide

Expand the possibilities with one projector. With the flexibility of EB-475Wi/485Wi, you have the choice to mount your projector on a wall or table, instantly transforming walls or tabletops⁵ into interactive learning surfaces. Educators can use EB-475Wi/485Wi in small-group learning centers or as student workstations.



iPhone/iPad/iPod wireless projection⁴

Use wireless network projection to view files, photos and more from your iPad and iPod devices. Use EB-475Wi/485Wi PC-free annotation tool to highlight, draw and make notes on the displayed content.




EPSON iProjection™ App

Display and control content from your iPhone®, iPad or iPod touch with the EPSON iProjection App and any nearby wireless or networked EPSON® projector.³ This free application allows road warriors to travel light and present from their mobile devices. For teachers, it makes it easy to walk around the class and still be able to share engaging content — larger-than-life. The app is easy to use and navigate with intuitive menu options that make it simple to bring your iOS content to the big screen. Find out how to set up your EPSON iProjection App and learn more about your projector and device compatibility. To get started, visit epson.com.au/iprojection.



Ultra flexible interactivity with versatility

While interactive whiteboards are limited to a predetermined height and width, Epson interactive projectors have no such constraints. Set the size of the interactive area to fit your available space (475Wi/WXGA, from 60" – 100" D). Use one type of hardware to fit in various types of spaces, and reduce the complexity and cost of managing and maintaining multiple types of equipment.



90% more active area than a typical 77" board (4:3 aspect ratio),
69% more than a typical 87" board (16:10 aspect ratio)

Ultra-short throw distance

EB-475Wi/485Wi ultra-short-throw projector design eliminates many of the common problems of interactive systems, such as shadowing and eye glare. With an incredibly efficient 0.27:1 throw ratio, EB-475Wi and 485Wi allow you to project extra-large interactive images up to 100" with the projector less than 10" away from the image surface. This greatly reduces shadows that often appear when using a traditional projector.

Long throw



Ultra short throw



Significant reduction in shadow interference


Amazing color and white light output

These Epson projectors feature 3100 lumens (EB-485Wi) or 2600 lumens (EB-475Wi) of color and white light output⁶ for bright, vibrant, colorful images. And, unlike DLP interactive projectors that decrease in brightness when interactivity is in use, Epson consistently shines bright. For interactive lesson plans, presentations and video, rich color and detail are critical — that's why it's more important than ever to understand that Color Light Output is an essential ingredient in achieving optimum performance.



Ultra versatile

Epson interactive projectors work on almost any surface — an existing whiteboard, a flat wall, a chalkboard with dry-erase paint or a table.⁵ Interactive capabilities are built into the projector and not into a board; almost any surface will work. Teachers were thrilled to learn they can keep using their dry-erase boards with the Epson projector. Save money by not having to hassle with uninstalling perfectly good boards.



Smooth drywall




Light wood paneling



Standard whiteboard



Foam core board



Painted chalkboard



Table top

3LCD technology — for quality and color that's beyond amazing

Innovative technology with proven reliability

- 3 chips for full-time, vibrant color
- 25% less electricity required per lumen of brightness when compared to 1-chip DLP projectors⁷
- Over 20 years of road-tested reliability built into every projector



Long-life lamp that's easy and affordable to replace

This high-efficiency lamp lasts up to 3000 hours in Normal Mode and up to 4000 hours in ECO Mode, at a replacement cost that is incredibly affordable.⁸ It can be replaced quickly and easily, without having to uninstall the projector from the ceiling.

Easy and intuitive annotation software

Epson's Easy Interactive Tools (EIT2) is an intuitive and easy-to-learn annotation software program designed to get users up and running in minutes. Included free with the EB-475Wi and 485Wi, Easy Interactive Tools is both Windows[®] and Mac[®] compatible and can be installed on as many computers as needed. Available in 34 different languages, EIT2 enables users to save annotations as pdf, jpg, bmp or png files. It also features an on-screen keyboard, magnifying glass, spotlight and shade tool, as well as document camera mode for instantly importing live images into interactive lesson plans.

Built-in 16 W speaker and microphone input

- Engage your audience with 16 watts of sound — while eliminating the need for the purchase of external speakers
- Works with wired or wireless dynamic or condenser microphones
- Adjust the volume using the projector remote control
- Audio pass thru if external speakers are wanted

HDMI for high-definition video and audio

- Delivers both audio and brilliant HD video content with just one cable
- Compatible with the latest laptops, Blu-ray and media players



Better Products for a Better Future™

For more information on Epson's environmental programs, go to www.epson.com.au/company/environment



Eco Features

- Energy-efficient 3LCD light engine⁷
- RoHS compliant
- Recyclable product



Fast, easy setup and control

- Instant Off® — no cool-down time required, so it's ready to shut down when you are
- A/V Mute — control your presentation; it's right at your fingertips
- Sleep Mode — set from 1 to 30 minutes to save energy when the projector is in A/V Mute or no signal is detected
- Direct Power On/Off — power the projector on and off with the flip of a wall switch
- Quick source search

Quick Corner®

This innovative feature allows you to move any of the four corners of an image independently at setup, using the remote control to adjust each corner for a perfectly rectangular picture

Advanced network connectivity and management capabilities

Unlock the full potential of network-ready Epson projectors by attaching to your LAN via a wired or wireless¹ connection. Network-connected projectors not only allow users to present visual and audio content over the LAN, but also to annotate on network content using Epson's instant annotation tools. With EPSON® EasyMP® Monitor software, IT administrators can configure and monitor the status of their EPSON networked projectors, including the remote viewing of power status, lamp hours and temperature/filter conditions.

Crestron® RoomView® compatible

The EB-475Wi and EB-485Wi are also compatible with Crestron RoomView, allowing IT managers (those who have standardized their equipment using this popular platform) to easily monitor and control network-connected Epson projectors via the same software they use currently to monitor all other projectors on their network.



The EB-475Wi and 485Wi come with everything you need from installation to instruction for one low price:

- 3LCD, 3-chip technology for rich, vibrant color and reliable performance
- Wall mount included
- Built-in 16 W speaker, microphone input, and audio pass thru
- Two interactive pens plus batteries
- Magnetic tray to store both pens
- USB and power cables
- Long-life lamp — up to 4000-hour lamp life⁸
- HDMI with HDCP support
- RJ-45 LAN (with included software) and RS-232 connectivity
- Convenient network accessibility — display content over the IP network from any networked location
- Message broadcasting — broadcast announcements over the network
- Epson's advanced networking and monitoring software — EPSON EasyMP Monitor and EPSON Network Projection software
- USB Plug 'n Play instant setup
- Physical locking capabilities and software/network security settings for added protection in any environment

The EPSON Ultra-Short-Throw Projector Series Model Comparison

GOOD	EB-475Wi	2600 lumens
	Widescreen resolution	WXGA Resolution 1280 x 800
BEST	EB-485Wi	3100 lumens
	Step up to ultra-bright widescreen resolution	WXGA Resolution 1280 x 800

1 Any source that is directly connected to your projector and appears as a source to be accessed by the projector's remote control.

2 Driver required for Macintosh.

3 Functionality may vary depending on hardware, application, and/or provider restrictions or limitations. Devices and cables not included.

4 Requires optional 802.11 network adapter.

5 Interactive Table Mode cannot operate without a table mount specifically designed for this purpose.


6 Color and white light output will vary depending on mode selected. White light output measured using ISO 21118 standard.

7 Data source: ProjectorCentral.com, Jan. 2012. Average of 1122 shipping models for which the manufacturers provided lumens and total power data, all resolutions and brightness levels. Energy efficiency was measured as wattage per lumen. It was measured for both 3LCD and 1-chip projectors in each of five brightness segments. 3 LCD projectors averaged less required electricity per lumen in each of the five segments.

8 Lamp life will vary depending upon mode selected, environmental conditions and usage. Lamp brightness decreases over time.

EB-475Wi and 485Wi
Ultra-short-throw Interactive Projectors

Product Name	Product Code
EB-475Wi projector with wall mount	V11H453053
EB-485Wi projector with wall mount	V11H452053



Specifications

Projection System
EPSON 3LCD, 3-chip technology

Projection Method
Front/rear/wall mount/table

Driving Method
EPSON Poly-silicon TFT Active Matrix

Pixel Number
475Wi/485Wi: 1,024,000 dots (1280 x 800) x 3

Color Light Output*
475Wi: 2600 lumens
485Wi: 3100 lumens

White Light Output*
475Wi: 2600 lumens (ISO 21118 Standard)
485Wi: 3100 lumens (ISO 21118 Standard)

Aspect Ratio
475Wi/485Wi: 16:10

Native Resolution
475Wi/485Wi: 1280 x 800 (WXGA)

Lamp Type*
475Wi: 190 W UHE
485Wi: 215 W UHE

Lamp Life*
Up to 4000 hours (ECO Mode)
Up to 3000 hours (Normal Mode)

Size (projected)
Area: 475Wi/485Wi:
4:3 53" – 88"
16:10 60" – 100"
16:9 59" – 97"

Keystone Correction Manual
Horizontal: ± 5 degrees
Vertical: ± 5 degrees

USB Plug 'n Play
Mac 10.5/10.6/10.7
USB Plug 'n Play for Windows® 2000 XP/Vista®/7

Contrast Ratio
Up to 3000:1

Color Reproduction
16.77 million colors

Projection Lens

Type
Manual focus

F-number
1.80

Focal Length
3.71 mm

Throw Ratio Range
475Wi/485Wi: (16:10) 0.27 – 0.37, (4:3) 0.33 – 0.44, (16:9) 0.27 – 0.37

Zoom Ratio
Digital zoom 1.0 – 1.35x

Other

Display Performance
NTSC: 480 lines
PAL: 560 lines
(Depends on observation of the multi-burst pattern)

Color Modes

Input Signal
NTSC/NTSC4.43/PAL/M-PAL/N-PAL/PAL60/SECAM

Interfaces
HDMI
Computer/component video
D-sub 15 pin x 2
S-video: Mini DIN x 1
Composite video: RCA x 1
Audio in x 3 (RCA (L&R) x 1, mini stereo x 2)
Variable audio out: mini stereo x 1
LAN networking: RJ-45 x 1
Serial: RS-232c x 1
Monitor out: D-sub 15 pin x 1
USB Type B x 1 (USB display, mouse, interactivity)
USB Type A x 1 (USB memory device, document camera)
Wireless port 802.11 b/g/n (optional module sold separately)
Microphone port

Speaker
16 W monaural

Operating Temperature
(5° to 35 °C)

Power Supply Voltage
100 – 240 V ±10%, 50/60 Hz

Power Consumption
475Wi: 275 W
485Wi: 300 W
8.3 W standby (Communication On)
0.27 W standby (Communication Off)

Fan Noise
35 dB (Normal Mode)
28 dB (ECO Mode)

Security
Kensington® lock provision, security anchor bar, password protection function

Interactivity

Interactive Technology
Infrared, 940nm

Interactive Area (image size)
475Wi/485Wi: 60-100" diagonal (16:10, WXGA)

Interactive Modes
Computer Interactivity/input:
Interactive and Whiteboard modes; Annotation, dual user
PC-Free:
Annotation, single user

Calibration Method

Automatic or Manual

Interactive Connectivity
USB cable required

Interactive Software Requirements
EPSON Easy Interactive Driver
Windows and Linux: no driver required
Macintosh: Mac OS X 10.5/10.6/10.7

EPSON Easy Interactive Tools for Windows and Macintosh
System Compatibility:
Microsoft Windows XP SP2, Windows XP SP3 (Home Edition/Professional), Windows Vista*, Windows Vista SP1*, Windows Vista SP2* (All editions except for Starter), Windows 7**, Windows 7 SP1** (All editions except for Starter)
Mac OS X 10.5/10.6/10.7

PC-Free Annotation
Supported, single user

Annotation Tools
EPSON Easy Interactive Tools, dual user

PC Annotation Sources
USB, HDMI, Computer 1, Computer 2

PC-Free Annotation Devices
Document Cameras, DVD/Blu-Ray player, iPod/iPad devices*

Interactive Input Device

Type of Interactive Input Device
Digital Pen

Interactive Pen Functions
Mouse functions (left and right click), Electronic pen, LED battery status indicator

Interactive Pen Power
AA battery, rechargeable

Dimensions (W x D x H)

Excluding feet: 367 x 375 x 143mm
Weight: 5.4kg

Remote Control

Features
Computer, video, USB, LAN, source search, power, aspect, color mode, volume, e-zoom, A/V mute, freeze, menu, help, auto, enter, esc, pointer, user

Operating Angle
Rear:
Right/left: -55 to +55 degrees
Upper/lower: +75 to +15 degrees
Front:
Right/left: -30 to +30 degrees
Upper/lower: 0 to +60 degrees

Operating Distance
19.7 ft (6 m)

What's In the Box

EB-475Wi or 485Wi ultra-short-throw interactive projector, projector wall mount, projector template sheet, installation guide, quick user's guide, 5m power cable, USB A/B cable, user manual, interactive driver for Mac, Network Management software, projector remote control, two (2) interactive pens, pen tray, two (2) AA batteries (for interactive pens) + two (2) AA batteries (for remote), password protection sticker.

Accessory Part Numbers

Genuine EPSON lamp	V13H010L71
Replacement air filter	V13H134A40
Table projection mount	V12H003B29
External speakers (ELPSP02)	V12H467053
Wireless LAN unit	V12H418P13
Quick wireless USB key	V12H005M08
DC-06 USB document camera	V12H321003
DC-11 document camera	V12H377053
Easy interactive pen A (orange)	V12H522001
Easy interactive pen B (blue)	V12H523001
Replacement pen tips	V12H524001
USB extension cable	V12H525001
ELP-CB01 control box	V12H443053

EPSON AUSTRALIA
3 Talavera Road
North Ryde NSW 2113
Tel: (02) 8899 3666
www.epson.com.au

EPSON NEW ZEALAND
Level 2, 7-9 Fanshawe Street
Auckland, 1010
Tel: (09) 366 6855
www.epson.co.nz

ABN 91 002 625 783
07/12